

CUSTOMER QUOTE REQUEST FORM



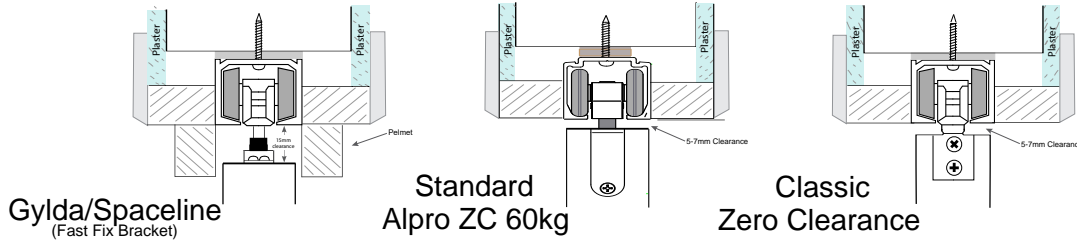
Name:

Job Ref:

Company:

Site Contact:

1300 360 181
52-56 Produce Drive
Dandenong South
Victoria 3175



Quantity
Door #

Critical Height (A)

Critical Width (B)

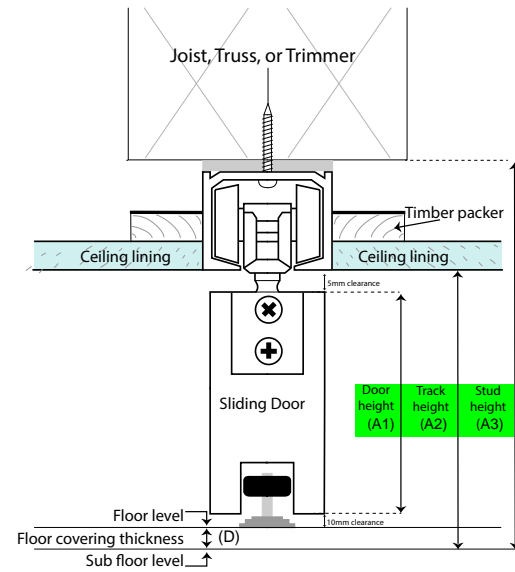
Stud Size (C)

Floor cover thickness (D)

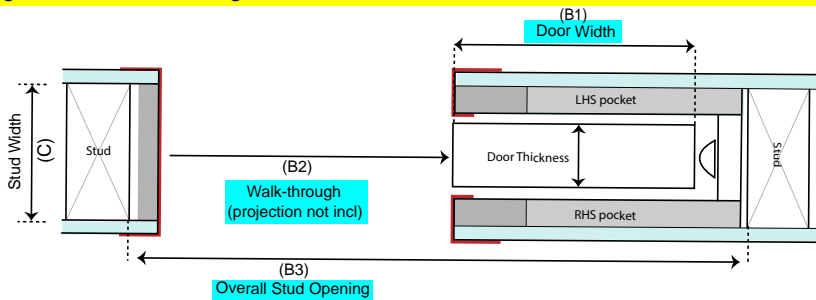
Cladding LHS =
Thickness RHS =

Single or Double

Flush Jamb / Flush Pull



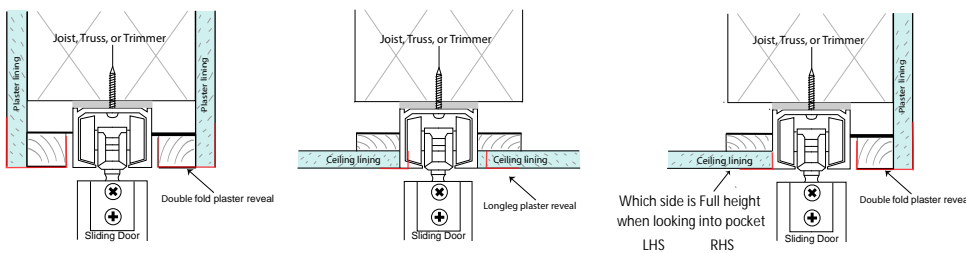
*Referring to the below drawings, Tick one critical measurement and fill in the above boxes



Less Than Full height

Full height

Combination
Full height/Less than full height



Additional Upgrades

- Softclose
- Jexis
- Push to Open
- Squ Set Plaster
- Reveal Kit
- Quote Doors

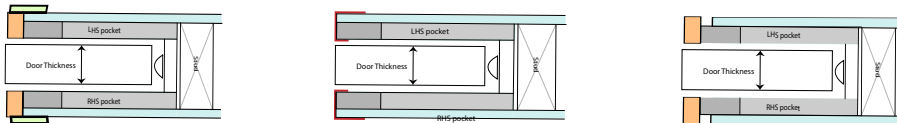
**Delivery
Cavities and Doors**

- Cavities First - Standard 10 Days
- Cavities And Doors together 15-20 Days

Architrave

Square set

P50 Shadowline



Order required at
aprox later date

Additional information