



# CUSTOMER QUOTE REQUEST FORM

If you are wanting a quote on a cavity sliding door system, please fill out the following information sheets then click the **submit button** and wait for a fast response.

Date .....

Customer Name .....

On-Site Contact Name ..... Mobile .....

Site Address .....

Email .....

Telephone .....

**Custom Details** **Step 1**

**Step 2** **Which Ladenko cavity sliding door pocket do you require?**

**Glyda**  
Standard Sizes

**Spaceline**  
Standard Sizes

**Alpro ZC 60**  
Standard Sizes

**Alpine**  
Custom Sizes

**Classic** Zero Clearance  
Custom Sizes

**KOMBO**  
Custom Sizes

**Sorrento**  
Custom Sizes

**TwinSlide**  
Custom Sizes

**EZY Access**  
Custom Sizes

**Other** .....  
Custom Sizes

**Do you need a door to be supplied with the cavity pocket?**



Semi-Solid




Solid Core



Routed Solid Core



Solid Light



Internal Steel Frame

**Step 3** **Which finish do you require?** (Please note: Metal reveals are not included as part of the cavity pocket)

ARCHITRAVE



SQUARE SET



P50 SHADOWLINE

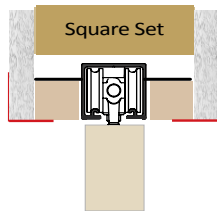


P25 STOPPING ANGLE

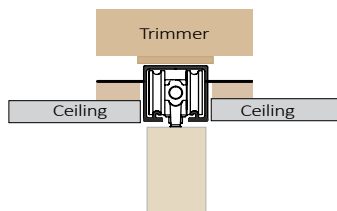


**Step 4** **Is your cavity sliding door pocket full height or less than full height?**

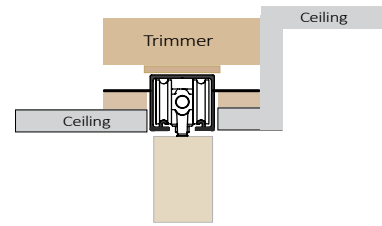
Less Than Full Height



Floor to Ceiling Full Height



Combination Ceiling Height



**Step 5** **Which is your critical measurement?**  
What would you suggest would be the critical measurement that we should work with? See below ...

Door Height

Door Width

Stud Opening Height

Stud Opening Width

Ceiling Height

Walk through Opening

**Step 6** **Do you require either of the following? If so please tick the boxes**

Soft Closer

Jexis door release

Step 7

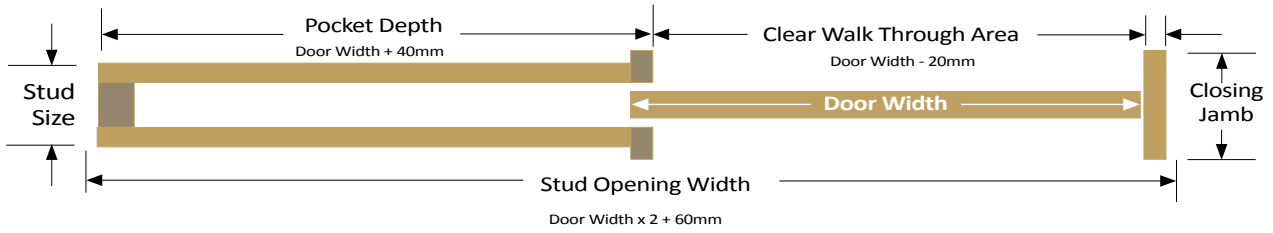
Do you require a single or double door design? Please tick the box below.



Single Door Design

Double Door Design

This is a Single Door Design



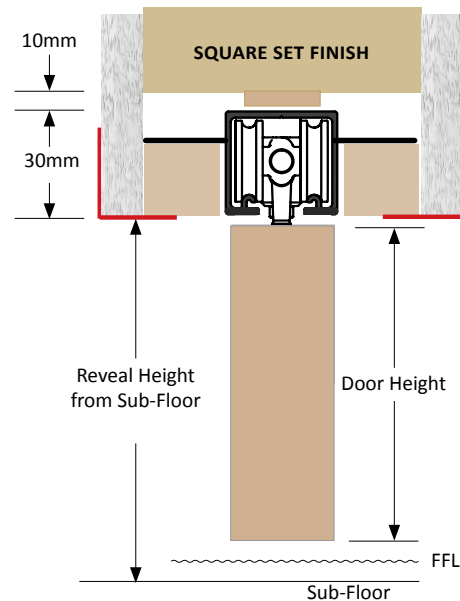
This is a Double Door Design



Step 8

Please answer the following questions

- Door Number .....
- Door Height .....
- Door Width .....
- Door Thickness .....
- Stud Size .....
- Plaster Thickness .....
- Closing Jamb .....
- Sub-Floor to Ceiling Height .....
- Floor Covering Thickness .....
- Overall Stud Height .....
- Overall Stud Width .....



Step 9

Quantity required

QTY

Customer notes

Click to Print